

Vinyonga vya Amani Nature Reserve CHAMELEONS of Amani Nature Reserve, Tanzania

© 2011 Philip L. Shirk (Philip.Shirk@gmail.com) version 1



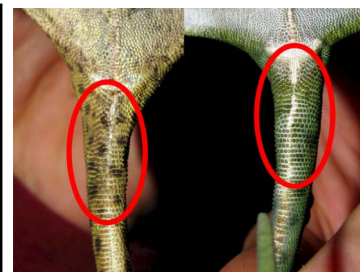
1 *Trioceros deremensis*
Usambara Giant 3-horned chameleon
Female - brown color phase



2 *Trioceros deremensis*
Usambara Giant 3-horned chameleon
Male - normal green phase



3 *Trioceros deremensis*
Usambara Giant 3-horned chameleon
Hatchling - normally bluish



4 *Trioceros deremensis*
Hemipenes
Female (left) & male (right)



5 *Kinyongia matschiei*
Giant East Usambara 2-horned
chameleon - Female



6 *Kinyongia matschiei*
Giant East Usambara 2-horned
chameleon - Male



7 *Kinyongia matschiei*
Giant East Usambara 2-horned
chameleon - hatchling



8 *Rhampholeon temporalis*
Hemipenes
Female (left) & male (right)



9 *Kinyongia vosseleri*
Vosseler's 2-horned chameleon
Female



10 *Kinyongia vosseleri*
Vosseler's 2-horned chameleon
Male



11 *Kinyongia vosseleri*
Vosseler's 2-horned chameleon
Juvenile



12 *Chamaeleo dilepis*
Flap-necked chameleon
Adult (sexes similar)



13 *Rhampholeon temporalis*
Usambara pitted pygmy-chameleon
Male



14 *Rhampholeon temporalis*
Usambara pitted pygmy-chameleon
Pair - Female (left) & Male (right)



15 *Kinyongia tenuis*
Soft-nosed chameleon
Female



16 *Kinyongia tenuis*
Soft-nosed chameleon
Male



17 *Rieppeleon brevicaudatus*
Bearded or Short-tailed pygmy-
chameleon - Male



18 *Rieppeleon brevicaudatus*
Bearded or Short-tailed pygmy-
chameleon - Juvenile



19 *Rhampholeon spinosus*
Rosette-nosed pygmy-chameleon
Female




20 *Rhampholeon spinosus*
Rosette-nosed pygmy-chameleon
Male

T. deremensis: Often in forest, at all heights. Males will have horn bud scales (a larger, round, and convex scale where the horn will be) even when very small. However, some females also have horn bud scales, so it is NOT a reliable method for sexing juveniles. As soon as the horn bud begins to project (the horn actually starts to grow – not just one nearly flat scale). Adult females occasionally brown.



Horn scales – sex unknown



Horn buds – male

K. matschiei: Often along edge, occasionally in forest. Females are considerably smaller than males, have smaller horns, and are duller in color.

K. vosseleri: Usually along edge. Females smaller than males and lack horns entirely. *K. vosseleri* is slightly smaller than *K. matschiei*. Other differences between the species include: *K. vosseleri* has a brown patch on their back just behind their head, females and juveniles usually have a white streak along the edge of their cask behind their eyes, and males have larger dorsal scales just behind their head and also at the beginning of the tail (see photos).



C. dilepis: Exclusively along edge or in shamba at elevations up to Nature Reserve Headquarters. Note flaps on back of head covering neck. White line along bottom of side and white spot behind head always present in Amani area. No readily identifiable secondary sexual characteristics. Take photos of the base of the tail looking from the side and from the bottom for help identifying sex.

Rh. temporalis: Usually in forest; usually within 30cm of forest floor. Have diagonal (NOT horizontal) stripe on sides. Adult males have MUCH wider tails. Juveniles of both sexes look identical.

Ri. brevicaudatus: Usually in disturbed habitat; usually within 30cm of ground. Have horizontal (NOT diagonal) stripe along side. Have small “beard” scale on chin. Adult males have MUCH wider tails. Juveniles of both sexes look identical.

Rh. spinosus: Usually in forest, usually above 3m in height. VERY hard to spot. Have soft, rounded horn with small spiky scales and small spiky scales dorsally. Males have larger spikes dorsally and on horn.

K. tenuis: Usually along edges or in remaining trees in disturbed areas, above 3m in height. Hard to spot. horn, but are relatively smooth to *Rh. spinosus*' spiky exterior. females very similar, but hemipenal relatively easy to spot on this species.

*Rh. spinosus* horn*K. tenuis* horn

large usually
Have soft compared
Males and
bulge is