

Macrofungi in Tropical Dry Forest of Valle del Cauca, Colombia: Part 1


García, A. y Bolaños, A.C. Universidad del Valle

Photos by: Adriana García. Thanks to: Instituto para la Conservación y la Preservación del Patrimonio Cultural y Natural del Valle del Cauca-INCIVA and Universidad del Valle
 © Adriana García garcia.adr@hotmail.com & Ana Cristina Bolaños ana.bolanos@correounivall.edu.co

versión 1 05/2011



1 *Hexagonia tenuis*
Polyporaceae



2 *Marasmius haematocephalus*
Marasmiaceae



3 *Favolus tenuiculus*
Polyporaceae



4 *Phellinus pomaceus*
Hymenochaetaceae



5 *Pleurotus ostreatus*
Pleurotaceae



6 *Pleurotus hygrophanus*
Pleurotaceae




7 *Oudemansiella canarii*
Physalacriaceae



8 *Auricularia mesenterica*
Auriculariaceae



9 *Russula emetica*
Russulaceae



10 *Chlorophyllum* sp.
Agaricaceae



11 *Ganoderma lucidum*
Ganodermataceae



12 *Pycnoporus sanguineus*
Polyporaceae



13 *Cyathus striatus*
Agaricaceae



14 *Ganoderma applanatum*
Ganodermataceae



15 *Hexagonia papyracea*
Polyporaceae



16 *Polyporus tricholoma*
Polyporaceae




17 *Psilocybe* sp.
Strophariaceae



18 *Phellinus daedaliformis*
Hymenochaetaceae



19 *Schizophyllum commune*
Schizophyllaceae



20 *Marasmius atrorubens*
Marasmiaceae