

# ERICACEAE de Costa Rica y Panamá

James L. Luteyn – Institute of Systematic Botany, The New York Botanical Garden  
 Maria Lucia Kawasaki – Department of Botany, The Field Museum

Fotos de J. L. Luteyn, excepto donde indicado. Producido por: M. L. Kawasaki, R. B. Foster & S. Kaplan, con el apoyo de Andrew Mellon Foundation y Gordon & Betty Moore Foundation.  
 © J. L. Luteyn [jluteyn@nybg.org] NYBG, Bronx, NY 10458-5126 USA Página Web para Ericaceae: [www.nybg.org/bsci/res/lut2](http://www.nybg.org/bsci/res/lut2); apoyo de National Science Foundation  
 © Environmental & Conservation Programs, The Field Museum, Chicago, IL 60605 USA. [RRC@fmnh.org] [www.fmnh.org/plantguides/] Rapid Color Guide # 178 version 1



1 *Anthopteris revolutus*



2 *Anthopteris revolutus*



3 *Anthopteris wardii*



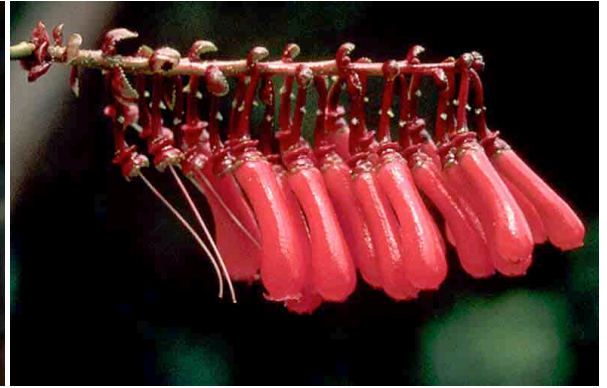
4 *Bejaria aestuans*

foto: R. Foster



5 *Bejaria aestuans*

foto: R. Foster



6 *Cavendishia aberrans*

foto: P. Maas



7 *Cavendishia aberrans*

foto: P. Maas



8 *Cavendishia allenii*

foto: W. Rauh



9 *Cavendishia allenii*

foto: W. Rauh



10 *Cavendishia atrovioleacea*  
var. *atrovioleacea*



11 *Cavendishia atrovioleacea*  
var. *atrovioleacea*



12 *Cavendishia axillaris*

foto: G. Gerlach



13 *Cavendishia axillaris*

foto: G. Gerlach



14 *Cavendishia axillaris*

foto: M. Piepenbring

**ERICACEAE** of **Costa Rica** and **Panama**

James L. Luteyn – Institute of Systematic Botany, The New York Botanical Garden

Maria Lucia Kawasaki – Department of Botany, The Field Museum

Photos by J. L. Luteyn, except where noted. Produced by: M. L. Kawasaki, R. B. Foster & S. Kaplan, with support from the Andrew Mellon Foundation and the Gordon & Betty Moore Foundation.  
 © J. L. Luteyn [jluteyn@nybg.org] NYBG, Bronx, NY 10458-5126 USA Web page for Ericaceae: [www.nybg.org/bsci/res/lut2](http://www.nybg.org/bsci/res/lut2); support from the National Science Foundation  
 © Environmental & Conservation Programs, The Field Museum, Chicago, IL 60605 USA. [RRC@fmnh.org] [www.fmnh.org/plantguides/] Rapid Color Guide # 178 version 1

15 *Cavendishia bracteata*16 *Cavendishia bracteata*

foto: R. Foster

17 *Cavendishia bracteata*

foto: R. Foster

18 *Cavendishia callista*19 *Cavendishia callista*

foto: R. Foster

20 *Cavendishia callista*

foto: R. Foster

21 *Cavendishia callista*

foto: W. Rash


22 *Cavendishia callista*23 *Cavendishia capitulata*

foto: W. Busby

24 *Cavendishia complectens*  
subsp. *complectens*25 *Cavendishia complectens*  
subsp. *complectens*

foto: M. Metz

26 *Cavendishia confertiflora*27 *Cavendishia confertiflora*28 *Cavendishia endresii*29 *Cavendishia endresii*30 *Cavendishia lactiviscida*31 *Cavendishia lactiviscida*32 *Cavendishia megabracteata*  
var. *megabracteata*33 *Cavendishia megabracteata*  
var. *megabracteata*

James L. Luteyn – Institute of Systematic Botany, The New York Botanical Garden

Maria Lucia Kawasaki – Department of Botany, The Field Museum

Fotos de J. L. Luteyn, excepto donde indicado. Producido por: M. L. Kawasaki, R. B. Foster & S. Kaplan, con el apoyo de Andrew Mellon Foundation y Gordon & Betty Moore Foundation.  
 © J. L. Luteyn [jluteyn@nybg.org] NYBG, Bronx, NY 10458-5126 USA. Página Web para Ericaceae: [www.nybg.org/bsci/res/lut2](http://www.nybg.org/bsci/res/lut2); apoyo de National Science Foundation  
 © Environmental & Conservation Programs, The Field Museum, Chicago, IL 60605 USA. [RRC@fmnh.org] [www.fmnh.org/plantguides/] Rapid Color Guide # 178 version 1



34 *Cavendishia megabracteata*  
var. *megabracteata*



35 *Cavendishia melastomoides*  
var. *albiflora*



36 *Cavendishia melastomoides*  
var. *albiflora*



37 *Cavendishia melastomoides*  
var. *coloradensis*



38 *Cavendishia melastomoides*  
var. *melastomoides*



39 *Cavendishia pubescens*



40 *Cavendishia quercina*



41 *Cavendishia quercina*



42 *Cavendishia quereme*



43 *Cavendishia quereme*  
foto: R. Foster



44 *Cavendishia quereme*



45 *Cavendishia stenophylla*  
foto C. Galdames



46 *Cavendishia stenophylla*  
foto C. Galdames



47 *Cavendishia stenophylla*



48 *Cavendishia subfasciculata*



49 *Cavendishia tenella*



50 *Cavendishia wercklei*



51 *Cavendishia wercklei*



52 *Chimaphila maculata*  
foto: R. Foster

**ERICACEAE** of **Costa Rica** and **Panama**

James L. Luteyn – Institute of Systematic Botany, The New York Botanical Garden

Maria Lucia Kawasaki – Department of Botany, The Field Museum

Photos by J. L. Luteyn, except where noted. Produced by: M. L. Kawasaki, R. B. Foster & S. Kaplan, with support from the Andrew Mellon Foundation and the Gordon & Betty Moore Foundation.  
 © J. L. Luteyn [jluteyn@nybg.org] NYBG, Bronx, NY 10458-5126 USA Web page for Ericaceae: [www.nybg.org/bsci/res/lut2](http://www.nybg.org/bsci/res/lut2); support from the National Science Foundation  
 © Environmental & Conservation Programs, The Field Museum, Chicago, IL 60605 USA. [RRC@fmnh.org] [www.fmnh.org/plantguides/] Rapid Color Guide # 178 version 1



53 *Comarostaphylis arbutoides*  
subsp. *arbutoides*  
foto: R. Halling



54 *Comarostaphylis arbutoides*  
subsp. *costaricensis*  
foto: R. Halling



55 *Didonica subsessilis*



56 *Disterigma humboldtii*



57 *Disterigma utleyorum*  
foto: J. Clark



58 *Disterigma utleyorum*  
foto: P. Pedraza



59 *Disterigma utleyorum*  
foto: P. Pedraza



60 *Gaultheria erecta*



61 *Gaultheria erecta*



62 *Gaultheria erecta*  
foto: M. Metz



63 *Gaultheria erecta*



64 *Gaultheria erecta*



65 *Gaultheria gracilis*  
foto: M. Metz



66 *Gonocalyx megabracteolatus*  
foto: P. Pedraza



67 *Gonocalyx megabracteolatus*  
foto: P. Pedraza



68 *Gonocalyx pterocarpus*



69 *Gonocalyx pterocarpus*



70 *Lateropora ovata*



71 *Lateropora ovata*

James L. Luteyn – Institute of Systematic Botany, The New York Botanical Garden

Maria Lucia Kawasaki – Department of Botany, The Field Museum

Fotos de J. L. Luteyn, excepto donde indicado. Producido por: M. L. Kawasaki, R. B. Foster & S. Kaplan, con el apoyo de Andrew Mellon Foundation y Gordon & Betty Moore Foundation.  
 © J. L. Luteyn [jluteyn@nybg.org] NYBG, Bronx, NY 10458-5126 USA Página Web para Ericaceae: [www.nybg.org/bsci/res/lut2](http://www.nybg.org/bsci/res/lut2); apoyo de National Science Foundation  
 © Environmental & Conservation Programs, The Field Museum, Chicago, IL 60605 USA. [RRC@fmnh.org] [www.fmnh.org/plantguides/] Rapid Color Guide # 178 version 1



72 *Macleania insignis*



73 *Macleania insignis*



74 *Macleania rupestris*



75 *Macleania rupestris*



76 *Macleania rupestris*



77 *Macleania rupestris*



78 *Macleania rupestris*



79 *Macleania smithiana*

foto: G. Gerlach



80 *Macleania smithiana*

foto: G. Gerlach



81 *Macleania smithiana*



82 *Monotropa uniflora*

foto: K. Walter



83 *Monotropa uniflora*



84 *Monotropa uniflora*

foto: R. Foster



85 *Pernettya prostrata*

foto: C. Gracie



86 *Pernettya prostrata*

foto: R. Foster



87 *Pernettya prostrata*

foto: M. Metz



88 *Pernettya prostrata*



89 *Psammisia columbiensis*

**ERICACEAE** of **Costa Rica** and **Panama**

James L. Luteyn – Institute of Systematic Botany, The New York Botanical Garden

Maria Lucia Kawasaki – Department of Botany, The Field Museum

Photos by J. L. Luteyn, except where noted. Produced by: M. L. Kawasaki, R. B. Foster & S. Kaplan, with support from the Andrew Mellon Foundation and the Gordon & Betty Moore Foundation.  
 © J. L. Luteyn [jluteyn@nybg.org] NYBG, Bronx, NY 10458-5126 USA Web page for Ericaceae: [www.nybg.org/bsci/res/lut2](http://www.nybg.org/bsci/res/lut2); support from the National Science Foundation  
 © Environmental & Conservation Programs, The Field Museum, Chicago, IL 60605 USA. [RRC@fmnh.org] [www.fmnh.org/plantguides/] Rapid Color Guide # 178 version 1



90 *Psammisia columbiensis*



91 *Psammisia dolichopoda*



92 *Psammisia ferruginea*



93 *Psammisia ferruginea*



94 *Psammisia ferruginea*



95 *Psammisia ferruginea*



96 *Psammisia ramiflora*



97 *Psammisia ramiflora*



98 *Psammisia ramiflora*



99 *Psammisia ramiflora*




100 *Psammisia ulbrichiana*



101 *Psammisia ulbrichiana*



102 *Psammisia ulbrichiana*



103 *Psammisia ulbrichiana*



104 *Psammisia williamsii*



105 *Psammisia williamsii*



106 *Satyria meiantha*

Forot: R. Foster

James L. Luteyn – Institute of Systematic Botany, The New York Botanical Garden

Maria Lucia Kawasaki – Department of Botany, The Field Museum

Fotos de J. L. Luteyn, excepto donde indicado. Producido por: M. L. Kawasaki, R. B. Foster & S. Kaplan, con el apoyo de Andrew Mellon Foundation y Gordon & Betty Moore Foundation.  
 © J. L. Luteyn [jluteyn@nybg.org] NYBG, Bronx, NY 10458-5126 USA Página Web para Ericaceae: [www.nybg.org/bsci/res/lut2](http://www.nybg.org/bsci/res/lut2); apoyo de National Science Foundation  
 © Environmental & Conservation Programs, The Field Museum, Chicago, IL 60605 USA. [RRC@fmnh.org] [www.fmnh.org/plantguides/] Rapid Color Guide # 178 version 1




107 *Satyria meiantha*



108 *Satyria panurens*



109 *Satyria panurens*



110 *Satyria panurens*



111 *Satyria warszewiczii*  
foto: H. Kennedy




112 *Satyria warszewiczii*  
foto: K. Walter



113 *Satyria warszewiczii*



114 *Satyria warszewiczii*  
foto: R. Halling



115 *Spherospermum buxifolium*  
foto: R. Foster



116 *Spherospermum buxifolium*  
foto: L. Westra



117 *Spherospermum buxifolium*  
foto: L. Westra



118 *Spherospermum cordifolium*



119 *Spherospermum cordifolium*



120 *Spherospermum cordifolium*  
foto: R. Foster



121 *Spherospermum dissimile*




122 *Spherospermum dissimile*



123 *Themistoclesia costaricensis*



124 *Themistoclesia costaricensis*



125 *Themistoclesia pentandra*

**ERICACEAE of Costa Rica and Panama**

**James L. Luteyn** – Institute of Systematic Botany, The New York Botanical Garden

**Maria Lucia Kawasaki** – Department of Botany, The Field Museum

Photos by J. L. Luteyn, except where noted. Produced by: M. L. Kawasaki, R. B. Foster & S. Kaplan, with support from the Andrew Mellon Foundation and the Gordon & Betty Moore Foundation.  
© J. L. Luteyn [jluteyn@nybg.org] NYBG, Bronx, NY 10458-5126 USA Web page for Ericaceae: [www.nybg.org/bsci/res/lut2](http://www.nybg.org/bsci/res/lut2); support from the National Science Foundation  
© Environmental & Conservation Programs, The Field Museum, Chicago, IL 60605 USA. [RRC@fmnh.org] [www.fmnh.org/plantguides/] Rapid Color Guide # 178 version 1



126 *Thibaudia costaricensis*



127 *Thibaudia costaricensis*



128 *Utleya costaricensis*



129 *Utleya costaricensis*



130 *Vaccinium consanguineum*  
foto: R. Foster



131 *Vaccinium consanguineum*  
foto: R. Foster



132 *Vaccinium floribundum*



133 *Vaccinium floribundum*  
foto: R. Foster



134 *Vaccinium floribundum*  
foto: A. Dome



135 *Vaccinium floribundum*  
foto: R. Foster



136 *Vaccinium monteverdense*  
foto: J. Uitley



137 *Vaccinium poasanum*



138 *Vaccinium poasanum*  
foto: K. Walter



139 *Vaccinium poasanum*



140 *Vaccinium poasanum*  
foto: M. Metz



141 *Vaccinium talamancense*



142 *Vaccinium talamancense*



143 *Vaccinium* sp. nov.



144 *Vaccinium* sp. nov.